

**For:**

**AirClean Soft Abrasive Glycine Powder - 30 Micron Particle Size**

**ids REF#AC100: AirClean Starter Kit - 4 Hole Adapter, 10 Unit Dose Glycine Tips**

**ids REF#AC110: AirClean Refill Kit - 30 Unit Dose Glycine Tips**

*Read carefully before use, follow the recommendations especially the safety precautions. Do not discard these instructions for the duration of product use.*

**INDICATIONS: Removal of sub- and supra-gingival biofilm, plaque and following treatments:**

- Removal of periodontal biofilm
- Maintenance in periodontitis therapy after completion of initial treatment, for gingival pockets up to 5 mm in depth
- Maintenance of implant
- Coloration around sulcus - Note: Calculus and tartar cannot be removed by this powder

**CONTRA-INDICATIONS**

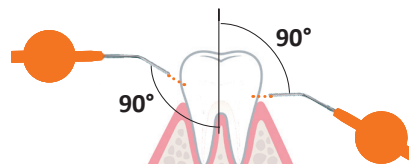
- Do not use on patients suffering from chronic bronchitis or asthma. Powder and air jet could cause respiratory difficulties
- Predisposed persons may be sensitive to glycine. If allergic reaction is noticed, stop treatment and completely remove powder from the patient's mouth
- Apply appropriate restrictions when treating high-risk patients (general weakened immunity, endocarditis) as treatment of deep periodontal pockets can cause bacteraemia

**PRECAUTIONARY MEASURES**

- Do not spray into gingiva for risk of air embolism.
- Protect eyes, nose and optical equipment. Spray of the powder and powder floating in the air can cause eye, nose, and throat problems, as well as damage to nearby machinery and optical instruments.
- Patient and user are required to wear eye protection. User must wear a mask and gloves.
- Apply Vaseline® on the patient's lips.
- Do not direct the powder jet toward fillings, crowns or bridges.
- Tips of AirClean™ Unit Dose Glycine are disposable devices. Dispose after single patient use regardless of the remaining quantity of powder. Do not use if tip is damaged. DO NOT attempt to sterilize, refill or reuse. Mounting and pressurizing the device more than once will degrade device operation.

**TREATMENT**

- An operating pressure of 40PSI (2,8 bar) max is recommended. Operating pressures above 40PSI (2,8 bar) will cause excessive powder flow. Check pressures with a test gauge prior to use.
- Always use a suction device during treatment.
- Hold the metal nozzle at a distance between 1 to 4 mm of the tooth surface and an angle of 30° to 90° to the tooth surface.
- Spray each side of the tooth for a maximum of 5 sec. per surface. Do not concentrate the spray on one point. Employ a 'brush like motion' to evenly cover the surface.
- Wash hands after use. Wash patient face after use (wet wipes).



**STORAGE**

-10°C to 25°C and 10% to 95% relative humidity.  
Do not store near heat sources. Do not use after expiration date.

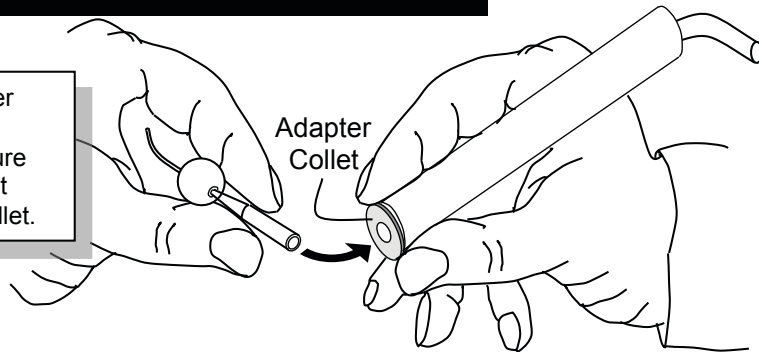
## USER INSTRUCTIONS

**IMPORTANT - REVIEW SAFETY PRECAUTIONS PRIOR TO USE.** Manufacturer is not responsible for damages due to misuse of the product.

### AirClean™ Unit Dose Glycine- User Instructions


**STEP 1 –** Hold tube end of the AirClean tip with one hand and the handheld adapter with the other and firmly insert tube end into the adapter collet.

**IMPORTANT –** After insertion pull on AirClean tip to ensure secure engagement with the adapter collet.



**STEP 2 –** Twist and Pull AirClean nozzle forward until stop to unseal the abrasive powder contained within the AirClean tip.

AirClean tip is now operational



**STEP 3 –** Direct AirClean tip nozzle at target surface and apply air flow.

Discard AirClean™ Post-Op or once powder is depleted.

Point Adapter Downward

Retract Collet

**STEP 4a –** Point adapter downward to remove AirClean tip.

**STEP 4b –** Remove AirClean Tip from adapter by retracting collet while twisting and pulling AirClean tip away from the collet.

